

Openwork Graphene C₂ Moderately Cautious Model Portfolio

Quarterly Update

Portfolio Objective

The portfolio is designed for an investor who falls between the cautious and balanced attitude to risk categories. This is someone with limited experience of investments products, but does show some interest in keeping up to date with financial matters. They will have an understanding that in general terms investment products should be held for a minimum period of five years. They will have a preference for outcomes that have a degree of certainty, although they will understand that their investments could rise or fall.

The portfolio is invested in a range of Omnis funds managed by highly regarded specialist fund managers who are experts in a particular field.

The portfolio's returns will be shown relative to the IMA Mixed Investment 20-60% Shares Sector Average, although it should be noted that the objective will be to provide a defensive long term investment rather than seeking to produce a superior return relative to the sector average, many of whose funds may have a strategically higher exposure to equities.

Risk Range

Openwork will risk-rate investors based on their answers to an Attitude to Risk questionnaire and appropriate validation.

The 5 risk categories are:

- Limited Risk – lowest risk
- Cautious
- Balanced
- Adventurous
- Speculative – highest risk

This portfolio is risk-rated as Moderately Cautious.

Launch Date

13 February 2019

Yield

The anticipated yield for this portfolio is 1.89%

Annual Management Charge

The annual management charge for this portfolio is 0.58%

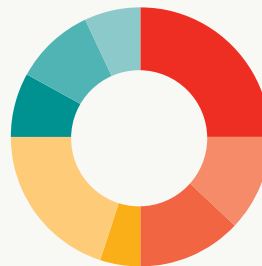
Ongoing Charges Figure

The Ongoing Charges Figure for this portfolio is 0.66%

Portfolio Holdings

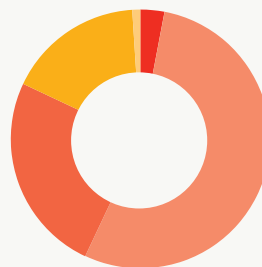
| | |
|--|--------|
| Omnis UK All Companies Fund | 11.25% |
| Omnis UK Smaller Companies Fund | 1.25% |
| Omnis Income & Growth Fund | 12.50% |
| Omnis US Equity Leaders Fund | 11.25% |
| Omnis US Smaller Companies Fund | 1.25% |
| Omnis European Equity Leaders Fund | 2.00% |
| Omnis European Equity Opportunities Fund | 2.00% |
| Omnis Japanese Equity Fund | 6.00% |
| Omnis Asia Pacific (ex. Japan) Equity Fund | 2.50% |

Strategic Asset Allocation



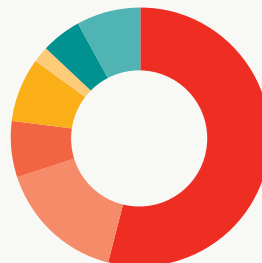
| | |
|---------------------------|-------|
| UK Equities | 25% |
| US Equities | 12.5% |
| Other Developed Markets | 12.5% |
| Emerging Markets Equities | 5% |
| UK Government Bonds | 19.5% |
| UK Corporate Bonds | 8% |
| Global Bonds | 10% |
| Alternative Investments | 7.5% |

Asset Breakdown



| | |
|-----------------|--------|
| Cash | 3.59% |
| Equities | 53.00% |
| Sovereign Bonds | 26.06% |
| Corporate Bonds | 14.83% |
| Other Bonds | 2.05% |
| Mutual Funds | 0.48% |

Geographic Distribution



| | |
|------------------|--------|
| UK | 50.25% |
| North America | 21.62% |
| Europe ex-UK | 12.41% |
| Japan | 7.66% |
| Asia ex-Japan | 4.10% |
| Emerging Markets | 3.49% |
| Global | 0.48% |

| | |
|---|--------|
| Omnis UK Gilt Fund | 19.50% |
| Omnis Sterling Corporate Bond Fund | 8.00% |
| Omnis Global Bond Fund | 10.00% |
| Omnis Diversified Returns Fund | 3.50% |
| Omnis Short-Dated Bond Fund | 2.00% |
| Omnis Absolute Return Bond Fund | 2.00% |
| Omnis Global Emerging Markets Equity Leaders Fund | 2.50% |
| Omnis Global Emerging Markets Equity Opportunities Fund | 2.50% |

RISK WARNINGS AND OTHER IMPORTANT INFORMATION: This document is issued by Openwork Limited (Openwork) which is authorised and regulated by the Financial Conduct Authority (www.fca.org.uk) in the UK. Openwork's registered office is Washington House, Lydiard Fields, Swindon, SN5 8UB, Company No: 4399725. This document does not constitute an offer or invitation to any person, nor should its content be interpreted as investment or tax advice for which you should consult your Openwork financial adviser. The information and opinions it contains have been compiled or arrived at from sources believed to be reliable at the time and are given in good faith, but no representation is made as to their accuracy, completeness or correctness. **Past performance is not a guide to future performance. The value of an investment and any income from it can fall as well as rise as a result of market and currency fluctuations. You may not get back the amount you originally invested.**