

## Openwork Graphene C<sub>1</sub> Model Portfolio Summary - Quarterly Update

### Openwork Graphene C<sub>1</sub> Defensive Portfolio

Annual Management Charge 0.54%  
Ongoing Charges Figure 0.62%  
Anticipated Yield 1.57%

Openwork Attitude to Risk Category = Limited Risk. Focus on capital protection with limited exposure to equity market growth and designed as a relatively short-term holding.

### Openwork Graphene C<sub>1</sub> Cautious Model Portfolio

Annual Management Charge 0.53%  
Ongoing Charges Figure 0.59%  
Anticipated Yield 1.67%

Openwork Attitude to Risk Category = Cautious. Focus on capital protection with a moderate participation in equity market growth

### Openwork Graphene C<sub>1</sub> Moderately Cautious Portfolio

Annual Management Charge 0.56%  
Ongoing Charges Figure 0.62%  
Anticipated Yield 1.73%

Openwork Attitude to Risk Category = Moderately Cautious. Moderate balance of capital protection and equity market growth

### Openwork Graphene C<sub>1</sub> Balanced Portfolio

Annual Management Charge 0.60%  
Ongoing Charges Figure 0.67%  
Anticipated Yield 1.78%

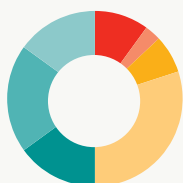
Openwork Attitude to Risk Category = Balanced. Balance of capital protection and equity market growth

### Openwork Graphene C<sub>1</sub> Adventurous Portfolio

Annual Management Charge 0.66%  
Ongoing Charges Figure 0.73%  
Anticipated Yield 1.93%

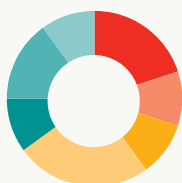
Openwork Attitude to Risk Category = Adventurous. Focus on capturing returns available from global equity markets

#### Strategic Asset Allocation



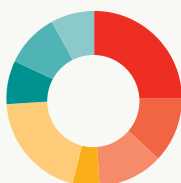
- UK Equities 10%
- US Equities 3%
- Other Developed Markets Equities 7%
- UK Government Bonds 30%
- UK Corporate Bonds 15%
- Global Bonds 20%
- Alternative Investments 15%

#### Strategic Asset Allocation



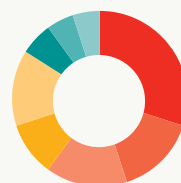
- UK Equities 20%
- US Equities 10%
- Other Developed Markets Equities 10%
- UK Government Bonds 25%
- UK Corporate Bonds 10%
- Global Bonds 15%
- Alternative Investments 10%

#### Strategic Asset Allocation



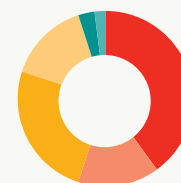
- UK Equities 25%
- US Equities 12.5%
- Other Developed Markets Equities 12.5%
- Emerging Markets Equities 5%
- UK Government Bonds 19.5%
- UK Corporate Bonds 8%
- Global Bonds 10%
- Alternative Investments 7.5%

#### Strategic Asset Allocation



- UK Equities 30%
- US Equities 15%
- Other Developed Markets Equities 15%
- Emerging Markets Equities 10%
- UK Government Bonds 14%
- UK Corporate Bonds 6%
- Global Bonds 10%
- Alternative Investments 5%

#### Strategic Asset Allocation



- UK Equities 40%
- US Equities 15%
- Other Developed Markets Equities 25%
- Emerging Markets Equities 15%
- UK Government Bonds 3.5%
- UK Corporate Bonds 1.5%

#### Key Holdings

|  |        |
|--|--------|
| Omnis UK All Companies Fund                | 9.0%   |
| Omnis UK Smaller Companies Fund            | 1.0%   |
| Omnis US Equity Leaders Fund               | 2.75%  |
| Omnis US Smaller Companies Fund            | 0.25%  |
| Omnis European Equity Leaders Fund         | 1.75%  |
| Omnis European Equity Opportunities Fund   | 1.75%  |
| Omnis Japanese Equity Fund                 | 2.25%  |
| Omnis Asia Pacific (ex. Japan) Equity Fund | 1.25%  |
| Omnis UK Gilt Fund                         | 30.00% |
| Omnis Sterling Corporate Bond Fund         | 5.00%  |
| Omnis Global Bond Fund                     | 5.00%  |
| Omnis Strategic Bond Fund                  | 10.00% |
| Omnis Diversified Returns Fund             | 15.00% |
| Omnis Absolute Return Bond Fund            | 7.50%  |
| Omnis Short-Dated Bond Fund                | 7.50%  |

#### Key Holdings

|  |        |
|--|--------|
| Omnis Income & Growth Fund                 | 18.00% |
| Omnis US Equity Leaders Fund               | 9.00%  |
| Omnis US Smaller Companies Fund            | 1.00%  |
| Omnis European Equity Leaders Fund         | 1.50%  |
| Omnis European Equity Opportunities Fund   | 1.50%  |
| Omnis Japanese Equity Fund                 | 5.00%  |
| Omnis Asia Pacific (ex. Japan) Equity Fund | 2.00%  |
| Omnis UK Gilt Fund                         | 25.00% |
| Omnis Sterling Corporate Bond Fund         | 10.00% |
| Omnis Global Bond Fund                     | 15.00% |
| Omnis Diversified Returns Fund             | 5.00%  |
| Omnis Short-Dated Bond Fund                | 2.50%  |
| Omnis Absolute Return Bond Fund            | 2.50%  |

#### Key Holdings

|   |        |
|---|--------|
| Omnis UK All Companies Fund                             | 22.50% |
| Omnis UK Smaller Companies Fund                         | 2.50%  |
| Omnis US Equity Leaders Fund                            | 11.25% |
| Omnis US Smaller Companies Fund                         | 1.25%  |
| Omnis European Equity Leaders Fund                      | 3.50%  |
| Omnis European Equity Opportunities Fund                | 3.25%  |
| Omnis Japanese Equity Fund                              | 3.75%  |
| Omnis Asia Pacific (ex. Japan) Equity Fund              | 2.00%  |
| Omnis UK Gilt Fund                                      | 19.50% |
| Omnis Sterling Corporate Bond Fund                      | 8.00%  |
| Omnis Global Bond Fund                                  | 10.00% |
| Omnis Diversified Returns Fund                          | 3.50%  |
| Omnis Short-Dated Bond Fund                             | 2.00%  |
| Omnis Absolute Return Bond Fund                         | 2.00%  |
| Omnis Global Emerging Markets Equity Leaders Fund       | 2.50%  |
| Omnis Global Emerging Markets Equity Opportunities Fund | 2.50%  |

#### Key Holdings

|   |        |
|---|--------|
| Omnis UK All Companies Fund                             | 27.00% |
| Omnis UK Smaller Companies Fund                         | 3.00%  |
| Omnis US Equity Leaders Fund                            | 13.50% |
| Omnis US Smaller Companies Fund                         | 1.50%  |
| Omnis European Equity Leaders Fund                      | 4.00%  |
| Omnis European Equity Opportunities Fund                | 4.00%  |
| Omnis Japanese Equity Fund                              | 4.50%  |
| Omnis Asia Pacific (ex. Japan) Equity Fund              | 2.50%  |
| Omnis UK Gilt Fund                                      | 14.00% |
| Omnis Sterling Corporate Bond Fund                      | 6.00%  |
| Omnis Global Bond Fund                                  | 5.00%  |
| Omnis Diversified Returns Fund                          | 2.50%  |
| Omnis Short-Dated Bond Fund                             | 1.25%  |
| Omnis Absolute Return Bond Fund                         | 1.25%  |
| Omnis Global Emerging Markets Equity Leaders Fund       | 5.00%  |
| Omnis Global Emerging Markets Equity Opportunities Fund | 5.00%  |

#### Key Holdings

|   |        |
|---|--------|
| Omnis UK All Companies Fund                             | 36.00% |
| Omnis UK Smaller Companies Fund                         | 4.00%  |
| Omnis US Equity Leaders Fund                            | 13.50% |
| Omnis US Smaller Companies Fund                         | 1.50%  |
| Omnis European Equity Leaders Fund                      | 6.75%  |
| Omnis European Equity Opportunities Fund                | 6.75%  |
| Omnis Japanese Equity Fund                              | 7.50%  |
| Omnis Asia Pacific (ex. Japan) Equity Fund              | 4.00%  |
| Omnis UK Gilt Fund                                      | 3.50%  |
| Omnis Sterling Corporate Bond Fund                      | 1.50%  |
| Omnis Global Emerging Markets Equity Opportunities Fund | 7.50%  |

**RISK WARNINGS AND OTHER IMPORTANT INFORMATION:** This document is issued by Openwork Limited (Openwork) which is authorised and regulated by the Financial Conduct Authority ([www.fca.org.uk](http://www.fca.org.uk)) in the UK. Openwork's registered office is Washington House, Lydiard Fields, Swindon, SN5 8UB, Company No: 4399725. This document does not constitute an offer or invitation to any person, nor should its content be interpreted as investment or tax advice for which you should consult your Openwork financial adviser. The information and opinions it contains have been compiled or arrived at from sources believed to be reliable at the time and are given in good faith, but no representation is made as to their accuracy, completeness or correctness. **Past performance is not a guide to future performance. The value of an investment and any income from it can fall as well as rise as a result of market and currency fluctuations. You may not get back the amount you originally invested.**