

# Openwork Graphene C1 Adventurous Model Portfolio

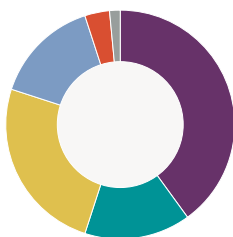
## Portfolio Objective

The portfolio is designed for an adventurous investor. This is someone who is likely to be an experienced investor who has used a range of different investment products in the past. They will be prepared to accept fluctuation in the value of their investments, in order to be able to obtain a higher rate of return in the long run. They are similarly not likely to be concerned if the value of their investments were to fall in the short term.

The portfolio is invested in a range of Omnis funds managed by highly regarded specialist fund managers who are experts in a particular field.

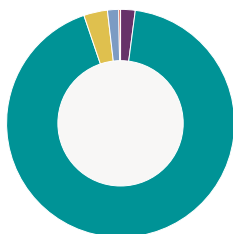
## Strategic Asset Allocation

UK Equities	40.00%
US Equities	15.00%
Other Developed Market Equities	25.00%
Emerging Markets Equities	15.00%
UK Government Bonds	3.50%
UK Corporate Bonds	1.50%



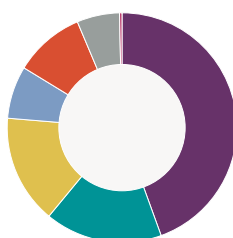
## Asset Breakdown

Cash	2.07%
Equities	92.72%
Sovereign Bonds	3.37%
Corporate Bonds	1.60%
Mutual Funds	0.25%



## Geographic Distribution

UK	44.46%
North America	16.53%
Europe ex UK	15.33%
Japan	7.40%
Asia Pacific ex Japan	9.93%
Emerging Markets	6.00%
Global	0.35%



## Risk Range

The Openwork Partnership will risk-rate investors based on their answers to 10 questions and appropriate validation.

○ Limited risk   ○ Cautious   ○ Balanced   ○ Adventurous   ○ Speculative

This portfolio is risk-rated as **Adventurous**

## Launch Date

03 March 2014

## Yield

The anticipated yield for this portfolio is **1.46%**

## Annual Management Charge

The annual management charge for this portfolio is **0.66%**

## Ongoing Charges Figure

The Ongoing Charges Figure for this portfolio is **0.71%**

## Portfolio Holdings

Omnis UK All Companies Fund Franklin Templeton Investments	36.00%
Omnis UK Smaller Companies Fund Franklin Templeton Investments	4.00%
Omnis US Equity Leaders Fund T.Rowe Price	13.50%
Omnis US Smaller Companies Fund T.Rowe Price	1.50%
Omnis European Equity Leaders Fund Fidelity International	6.75%
Omnis European Equity Opportunities Fund RWC	6.75%
Omnis Japanese Equity Fund Schroder Investment Management	7.50%
Omnis Asia Pacific (ex. Japan) Equity Fund Veritas Asset Management	4.00%
Omnis Global Emerging Markets Equity Leaders Fund Fidelity International	7.50%
Omnis Global Emerging Markets Equity Opportunities Fund Somerset Capital Management	7.50%
Omnis UK Gilt Fund Columbia Threadneedle Asset Management	3.50%
Omnis Sterling Corporate Bond Fund Columbia Threadneedle Asset Management	1.50%

## Discrete Annual Performance (as at 30 April 2021)

	30/04/2020 30/04/2021	30/04/2019 30/04/2020	30/04/2018 30/04/2019	30/04/2017 30/04/2018	30/04/2016 30/04/2017
Portfolio	27.40%	-5.04%	3.21%	6.51%	22.85%

The above figure shows the indicative performance of the Portfolio based on the assets being rebalanced back to the Strategic Asset Allocation on 1 July and 1 January. Your individual performance will depend on the date of your investment and the 6-monthly dates when your own portfolio is rebalanced.

When investing, it is always important to take a medium to long-term perspective. This is because shorter term periods can be much more volatile and deliver lower and sometimes negative returns, as illustrated by the rolling 12 month periods shown above.

Source: FE Analytics, total return bid-bid annualised alignment (to 31 March 2021), after ongoing fund charges.

## Five Year Performance (%)



Source: Openwork internal model, data to 30 April 2021.

## Cumulative Performance

	1 Month	3 Months	6 Months	Year to date
Portfolio	3.21%	6.35%	21.88%	6.19%

	1 Year	3 Years	5 Years	Since launch
Portfolio	27.40%	24.86%	63.37%	73.12%

Source: FE Analytics, data to 30 April 2021.



Past performance is not a guide to future performance. The value of an investment and any income from it can fall as well as rise as a result of market and currency fluctuations. You may not get back the amount you originally invested.

OTHER IMPORTANT INFORMATION: This document is issued by The Openwork Partnership, a trading style of Openwork Limited which is authorised and regulated by the Financial Conduct Authority ([www.fca.org.uk](http://www.fca.org.uk)) in the UK. Openwork's registered office is Washington House, Lydiard Fields, Swindon, SN5 8UB, Company No: 4399725. This document does not constitute an offer or invitation to any person, nor should its content be interpreted as investment or tax advice for which you should consult your adviser. The information and opinions it contains have been compiled or arrived at from sources believed to be reliable at the time and are given in good faith, but no representation is made as to their accuracy, completeness or correctness.