

Openwork Graphene C2 Cautious Model Portfolio

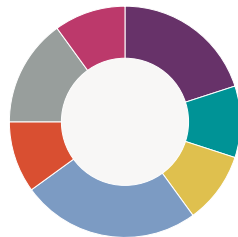
Portfolio Objective

The portfolio is designed for a cautious investor. This is someone with limited experience of investment products, who is likely to be more familiar with bank and building society accounts rather than other types of investments. In general terms, they will understand that investment products should be held for a minimum period of five years. They will have a preference for outcomes that have a degree of certainty although they will understand that in certain circumstances their investments could fall or rise.

The portfolio is invested in a range of Omnis funds managed by highly regarded specialist fund managers who are experts in a particular field.

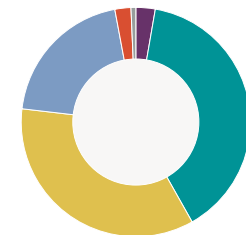
Strategic Asset Allocation

UK Equities	20.00%
US Equities	10.00%
Other Developed Market Equities	10.00%
UK Government Bonds	25.00%
UK Corporate Bonds	10.00%
Global Bonds	15.00%
Alternative Investments	10.00%



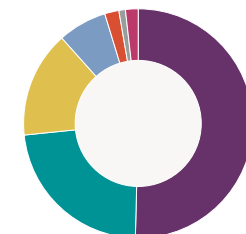
Asset Breakdown

Cash	2.73%
Equities	39.11%
Sovereign Bonds	35.02%
Corporate Bonds	20.21%
Other Bonds/Derivatives	2.26%
Mutual Funds	0.68%



Geographic Distribution

UK	50.40%
North America	22.98%
Europe ex UK	15.00%
Japan	6.91%
Asia Pacific ex Japan	2.00%
Emerging Markets	0.92%
Global	1.79%



Risk Range

The Openwork Partnership will risk-rate investors based on their answers to 10 questions and appropriate validation.

○ Limited risk ○ Cautious ○ Balanced ○ Adventurous ○ Speculative

This portfolio is risk-rated as Cautious

Launch Date

03 May 2016

Yield

The anticipated yield for this portfolio is 1.24%

Annual Management Charge

The annual management charge for this portfolio is 0.54%

Ongoing Charges Figure

The Ongoing Charges Figure for this portfolio is 0.59%

Portfolio Holdings

Omnis UK All Companies Fund Franklin Templeton Investments	9.00%
Omnis Income & Growth Fund Jupiter Asset Management	10.00%
Omnis UK Smaller Companies Fund Franklin Templeton Investments	1.00%
Omnis US Equity Leaders Fund T.Rowe Price	9.00%
Omnis US Smaller Companies Fund T.Rowe Price	1.00%
Omnis European Equity Leaders Fund Fidelity International	1.50%
Omnis European Equity Opportunities Fund RWC	1.50%
Omnis Japanese Equity Fund Schroder Investment Management	5.00%
Omnis Asia Pacific (ex. Japan) Equity Fund Veritas Asset Management	2.00%
Omnis UK Gilt Fund Columbia Threadneedle Asset Management	25.00%
Omnis Sterling Corporate Bond Fund Columbia Threadneedle Asset Management	10.00%
Omnis Global Bond Fund Schroder Investment Management	15.00%
Omnis Diversified Returns Fund Fulcrum Asset Management	5.00%
Omnis Short-Dated Bond Fund AXA Investment Managers	2.50%
Omnis Absolute Return Bond Fund Hermes Investment Management	2.50%

Discrete Annual Performance (as at 30 April 2021)

	30/04/2020 30/04/2021	30/04/2019 30/04/2020	30/04/2018 30/04/2019	30/04/2017 30/04/2018	30/04/2016 30/04/2017
Portfolio	8.58%	1.40%	2.64%	1.92%	-

The above figure shows the indicative performance of the Portfolio based on the assets being rebalanced back to the Strategic Asset Allocation on 1 July and 1 January. Your individual performance will depend on the date of your investment and the 6-monthly dates when your own portfolio is rebalanced.

When investing, it is always important to take a medium to long-term perspective. This is because shorter term periods can be much more volatile and deliver lower and sometimes negative returns, as illustrated by the rolling 12 month periods shown above.

Source: FE Analytics, total return bid-bid annualised alignment (to 31 March 2021), after ongoing fund charges.

Performance Since Launch (%)



Source: Openwork internal model, data to 30 April 2021.

Cumulative Performance

	1 Month	3 Months	6 Months	Year to date
Portfolio	1.70%	1.68%	6.87%	0.64%

	1 Year	3 Years	5 Years	Since launch
Portfolio	8.58%	13.00%	-	29.84%

Source: FE Analytics, data to 30 April 2021.



Past performance is not a guide to future performance. The value of an investment and any income from it can fall as well as rise as a result of market and currency fluctuations. You may not get back the amount you originally invested.

OTHER IMPORTANT INFORMATION: This document is issued by The Openwork Partnership, a trading style of Openwork Limited which is authorised and regulated by the Financial Conduct Authority (www.fca.org.uk) in the UK. Openwork's registered office is Washington House, Lydiard Fields, Swindon, SN5 8UB, Company No: 4399725. This document does not constitute an offer or invitation to any person, nor should its content be interpreted as investment or tax advice for which you should consult your adviser. The information and opinions it contains have been compiled or arrived at from sources believed to be reliable at the time and are given in good faith, but no representation is made as to their accuracy, completeness or correctness.